webs

ê ~

¤

Ä

$$P_i = \frac{C_i}{C_{0i}} \times 100\%$$

P_i

C_i

C_{0i}

瑞鸡村龙潭水

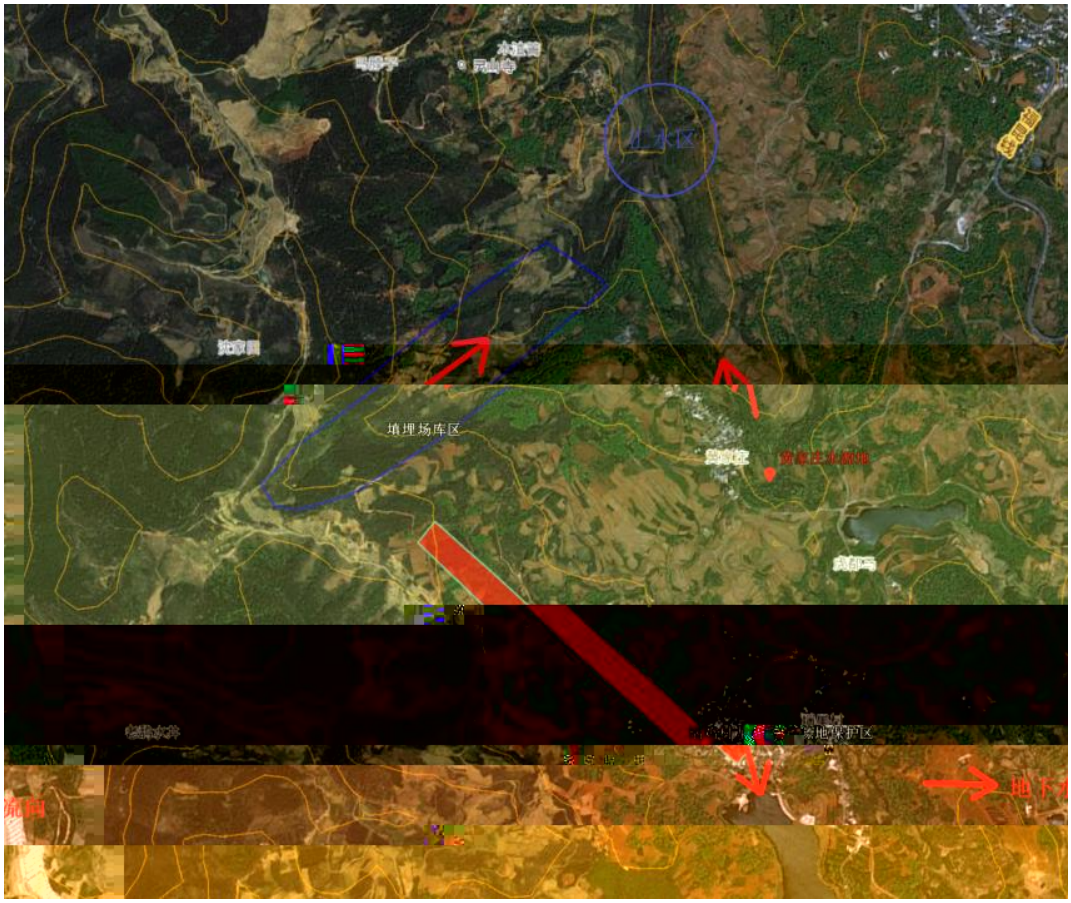
汇水区
埋场库区

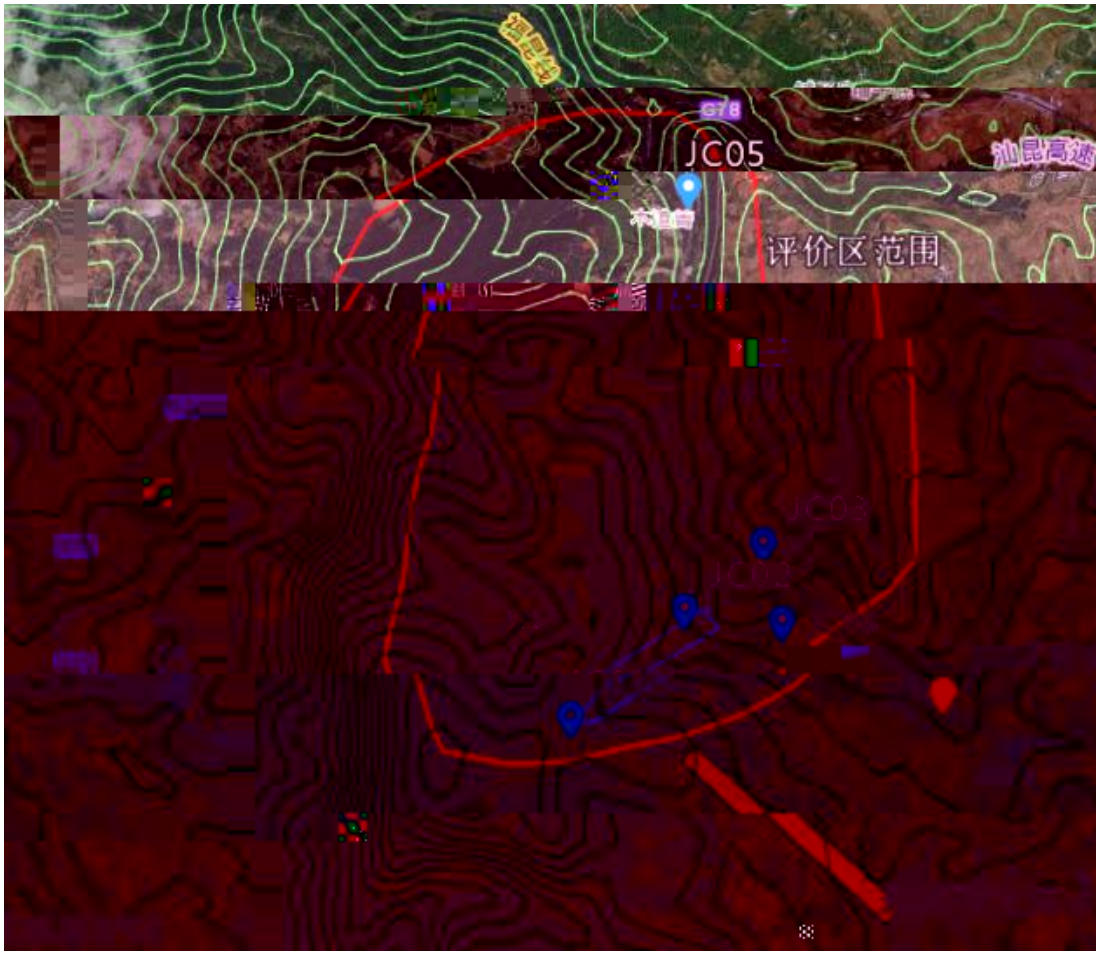
G78
JC05
汕昆高速
评价区范围
JC03
JC02

$$Q = \frac{q_1}{Q_1} + \frac{q_2}{Q_2} + \ldots \frac{q_n}{Q_n}$$

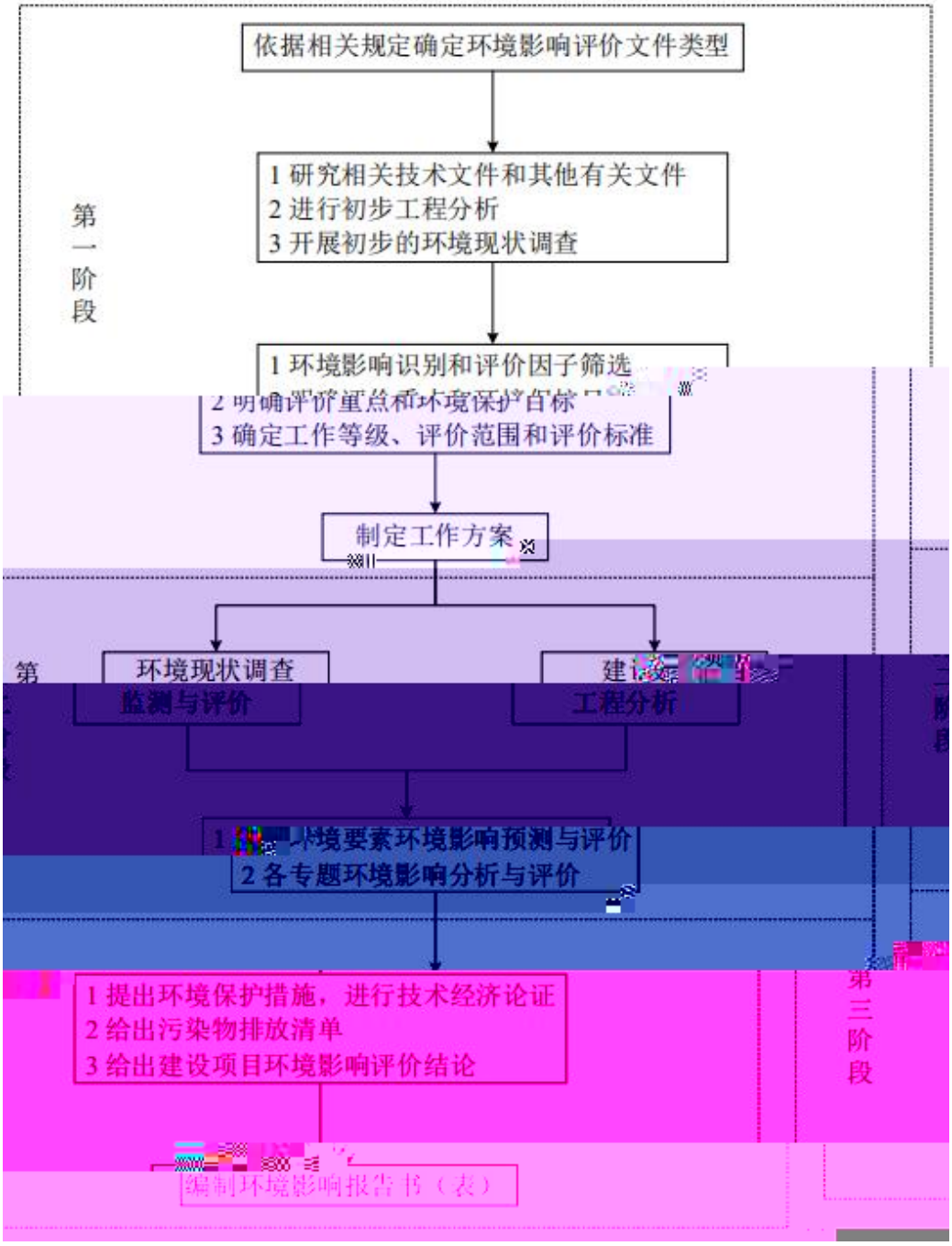
依据相关规定确定环境影响评价文件类型
第一阶段
1 研究相关技术文件和其他有关文件
2 进行初步工程分析
3 开展初步的环境现状调查
1 环境影响识别和评价因子筛选
3 确定工作等级、评价范围和评价标准
制定工作方案
第
环境现状调查
监测与评价
工程分析
2 各专题环境影响分析与评价
1 提出环境保护措施，进行技术经济论证
2 给出污染物排放清单
3 给出建设项目环境影响评价结论
第三阶段
编制环境影响报告书（表）

Из

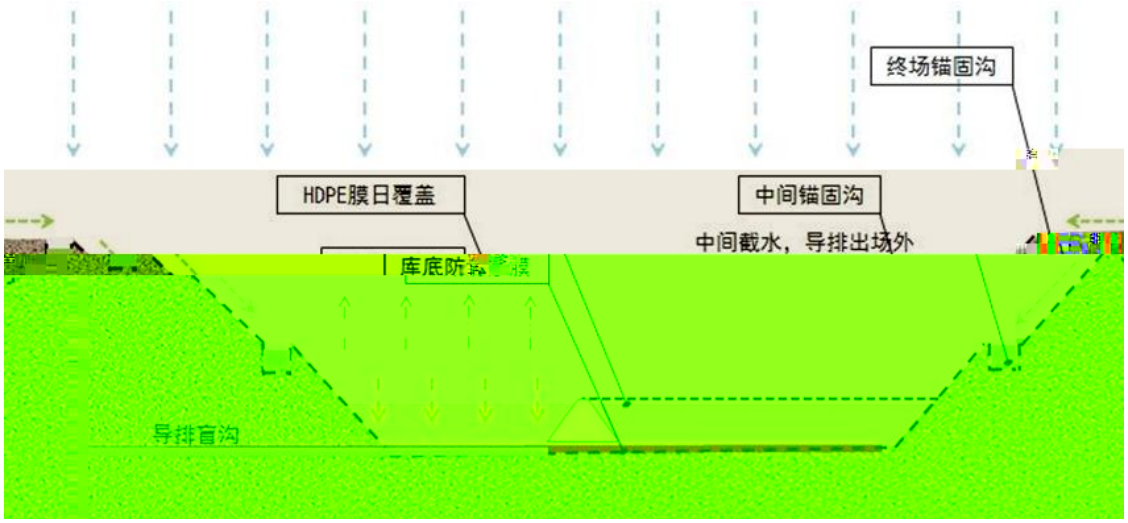
终场锚固沟
HDPE膜日覆盖
中间锚固沟
中间截水，导排出场外
导排盲沟



› 2°

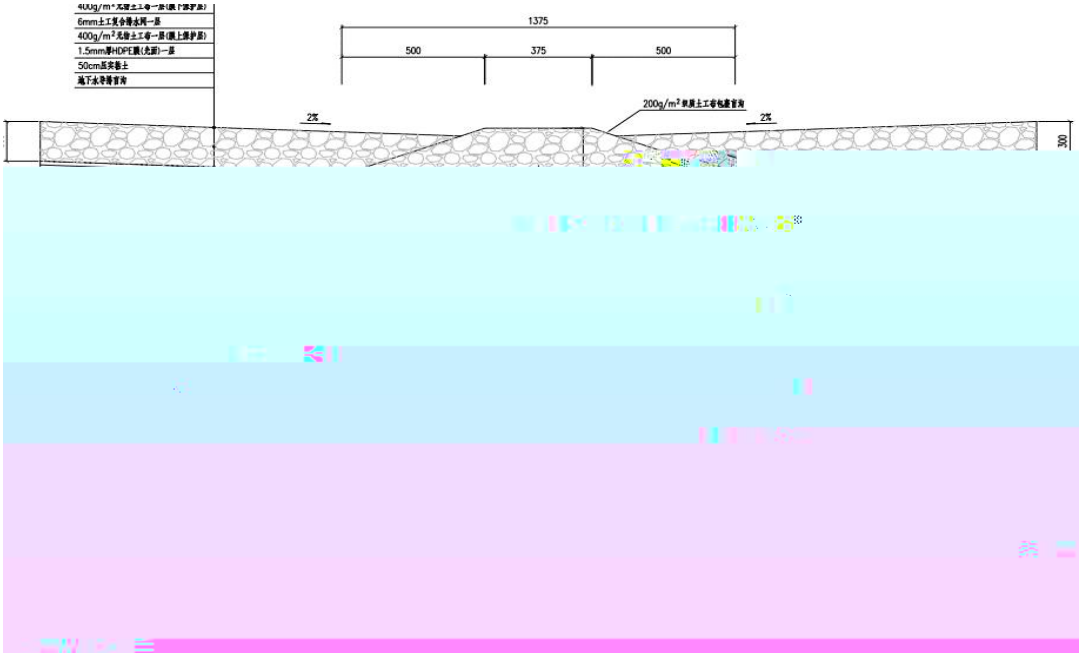
400g/m² 无纺土工布一层(膜下保护层)
6mm土工复合排水网一层
400g/m² 无纺土工布一层(膜上保护层)
1.5mm厚HDPE膜(光面)一层
50cm压实卷土
地下水导排管网
1375
500
375
500
200g/m² 双层土工布包裹管网
2%
2%
300

$$t = \frac{1326.623 + (1 + 0.958 lg P}{(t + 6.714)^{0.610}}$$

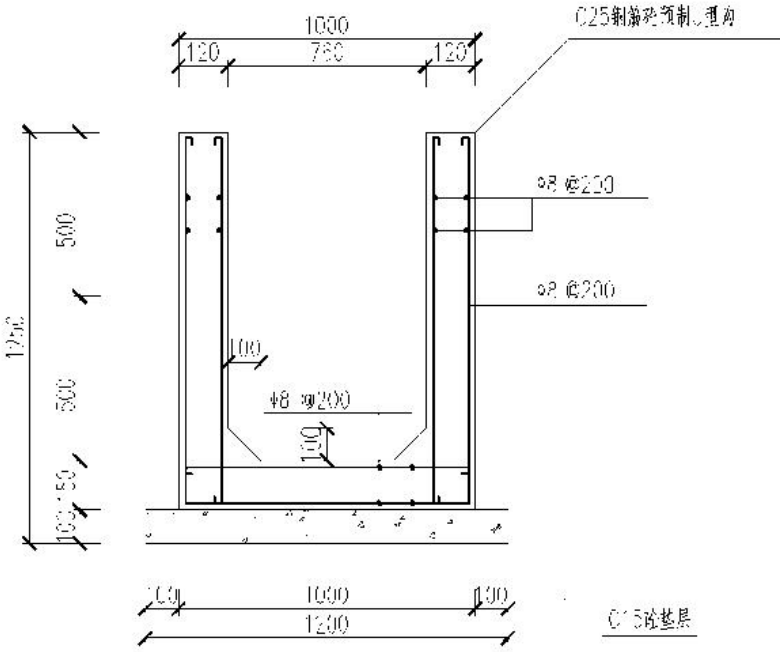
1000
120
760
120
C25钢筋砼预制U型沟
Φ8 @200
Φ8 @200
500
1250
100
Φ8 @200
100
500
150
100
1000
100
1200
C15砼基层

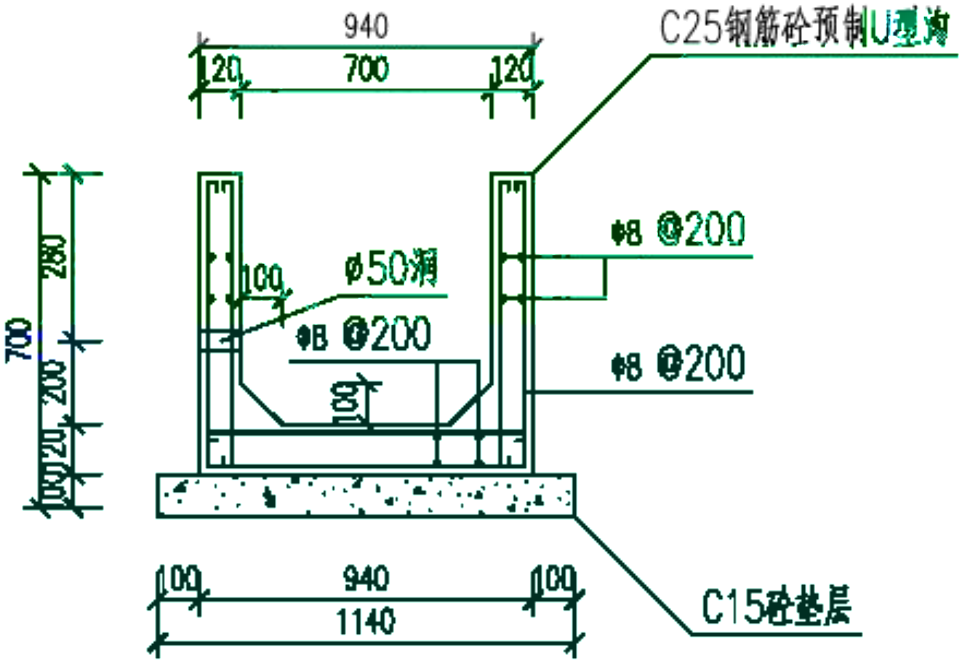
940
120
700
120
C25钢筋砼预制U型沟
Φ8 @200
100
Φ50洞
Φ8 @200
Φ8 @200
100
280
700
200
120
100
100
940
100
1140
C15砼垫层

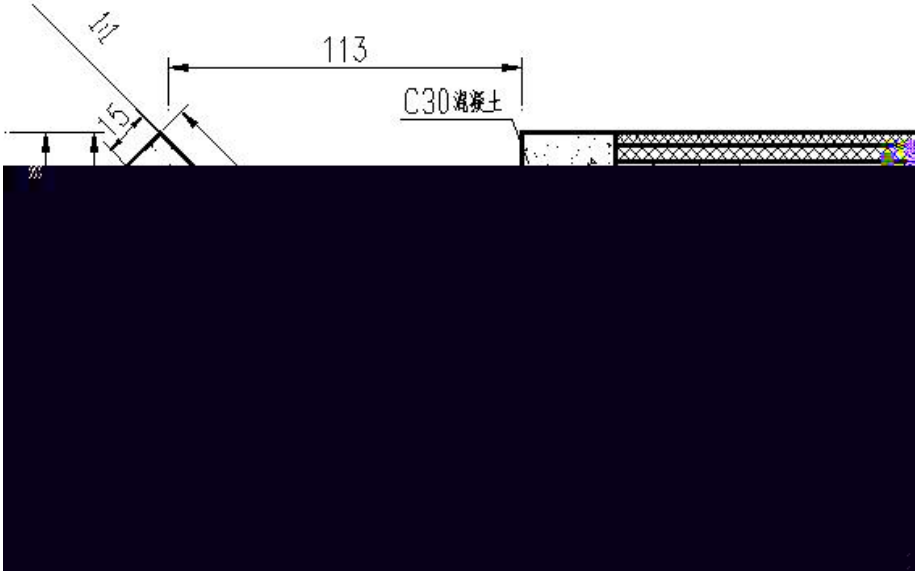
1:1
113
C30混凝土
15

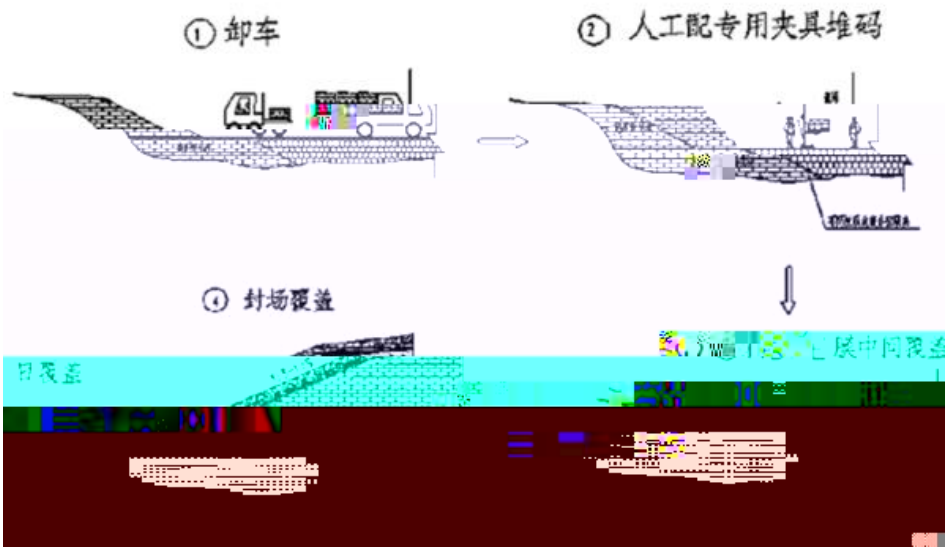
① 卸车
② 人工配专用夹具堆码
④ 封场覆盖

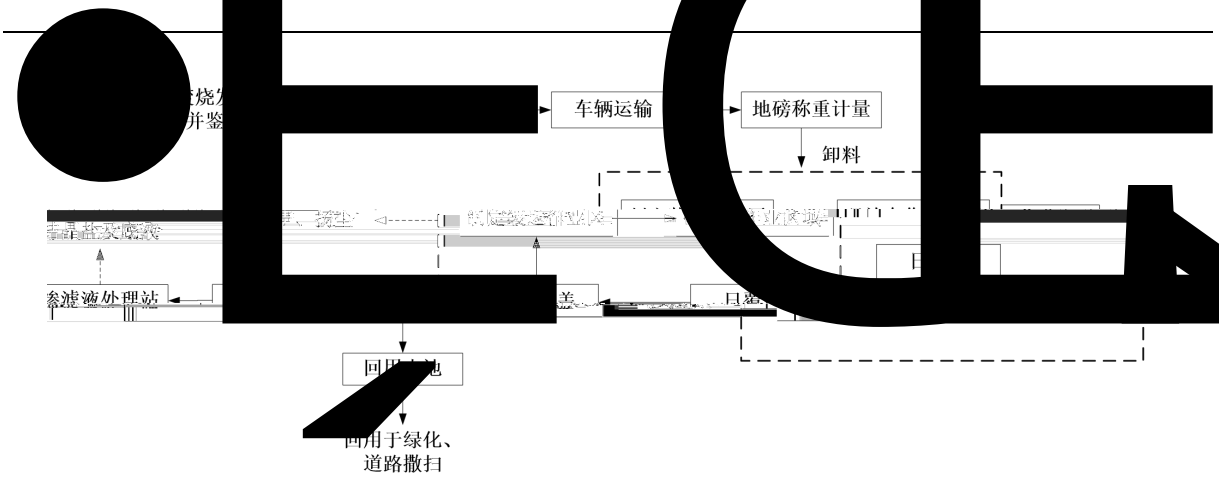
车辆运输
地磅称重计量
卸料
渗滤液处理站
回用于绿化、
道路撒扫

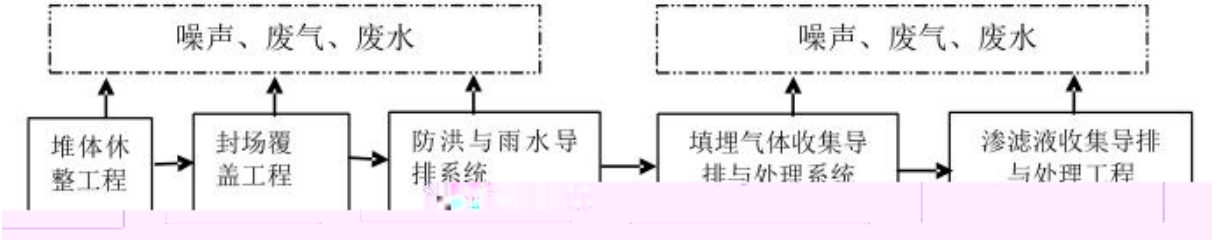
噪声、废气、废水
噪声、废气、废水
堆体休整工程
封场覆盖工程
防洪与雨水导排系统
填埋气体收集导排与处理系统
渗滤液收集导排与处理工程

$$G_n = \sum_{t=1}^{n-1} M_t L_0 k e^{-k(n-t)} \ (n \leqslant \text{填埋场封场时的年数 } f)$$

$$= \sum_{t=1}^{f} M_t L_0 k e^{-k(n-t)} \ (n > \text{填埋场封场时的年数 } f)$$

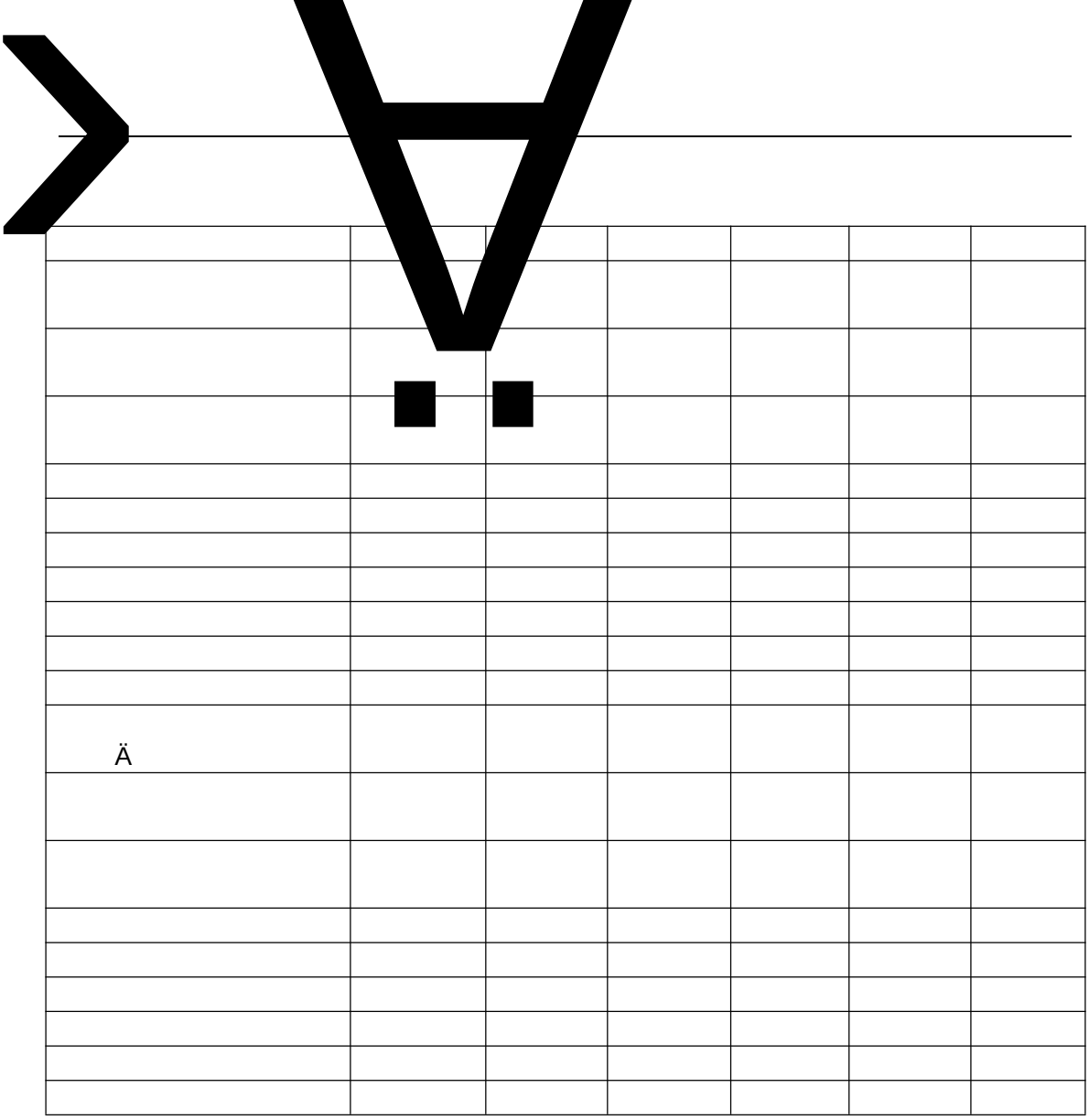

Ä

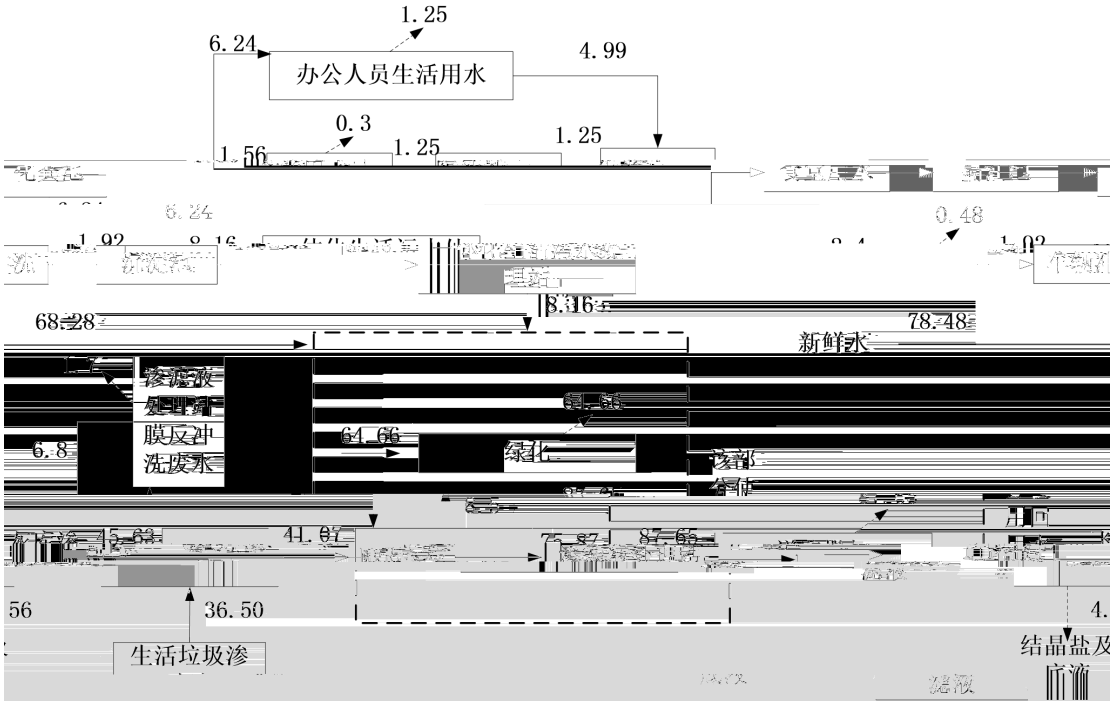
1.25
6.24
办公人员生活用水
4.99
0.3
1.56
1.25
1.25
6.24
0.48
1.92
8.16
1.02
8.316
68.28
78.48
新鲜水
膜反冲
洗废水
6.8
64.66
绿化
41.67
87.65
56
36.50
生活垃圾渗
结晶盐及

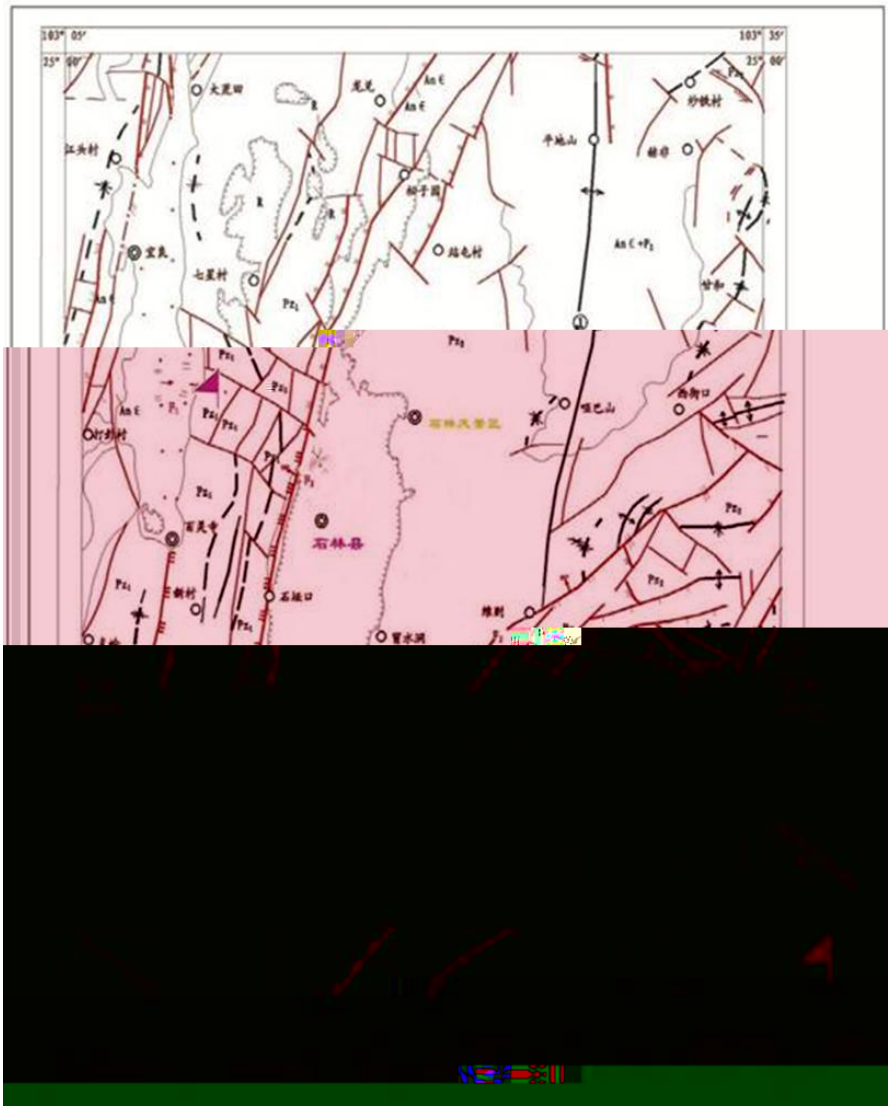
103° 05′
103° 35′
35° 00′
35° 00′
石林县
石林风景区
石城口
百灵寺
七星村
江头村
宝象
沙铁村
牛地山
桂田
甘和
拉屯村
桥子园
石城口
贾水洞
维利
哨巴山
Pz₁
Pz₂
Pz₃
Ar E
Ar E+P₂

7 -

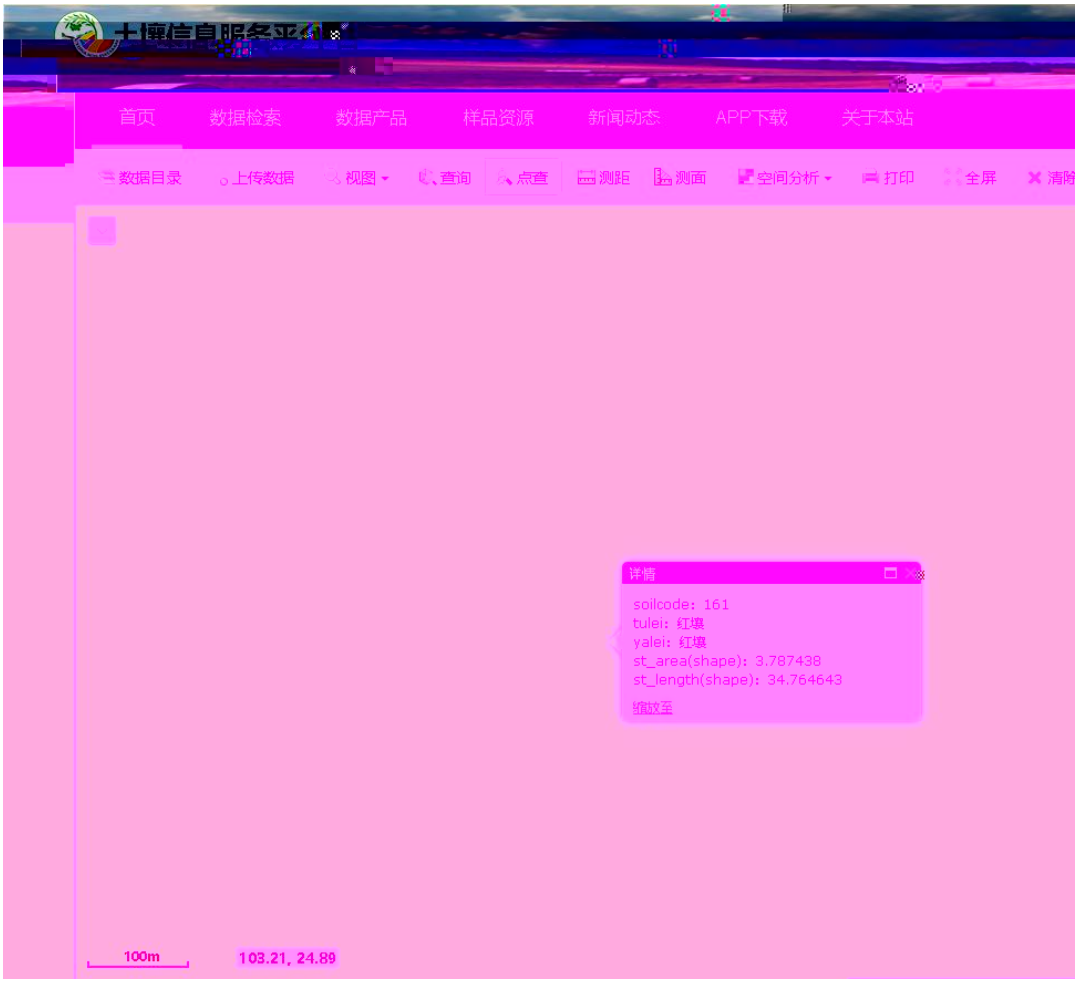
首页
数据检索
数据产品
样品资源
新闻动态
APP下载
关于本站
数据目录
上传数据
视图
查询
点查
测距
测面
空间分析
打印
全屏
详情
soilcode: 161
tulei: 红壤
yalei: 红壤
st_area(shape): 3.787438
st_length(shape): 34.764643
缩放至
100m
103.21, 24.89

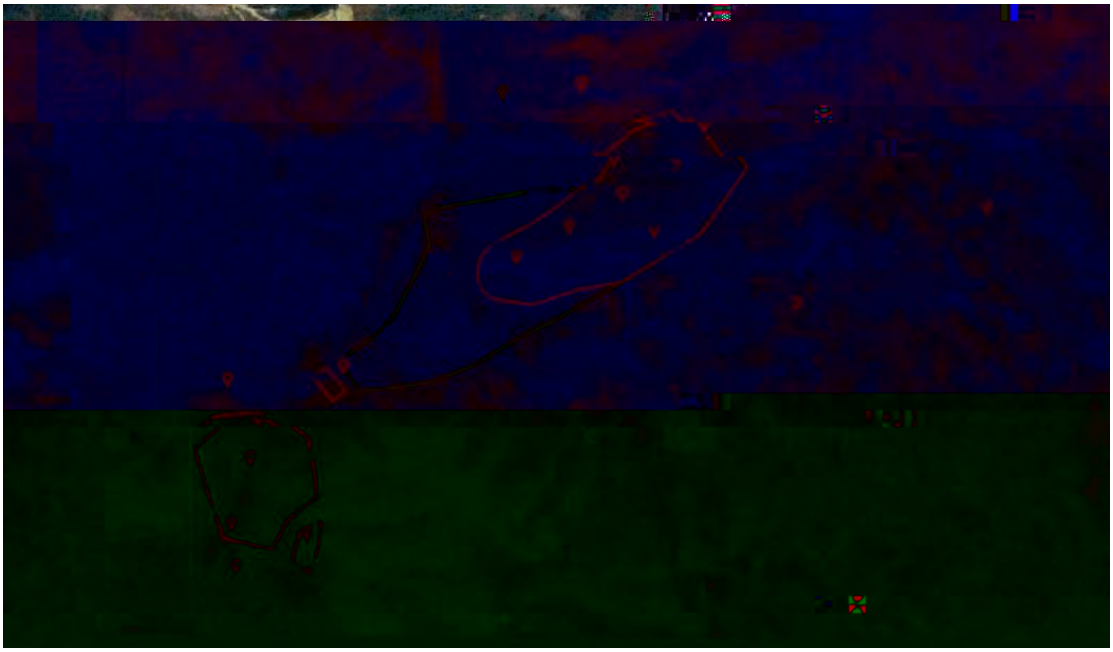

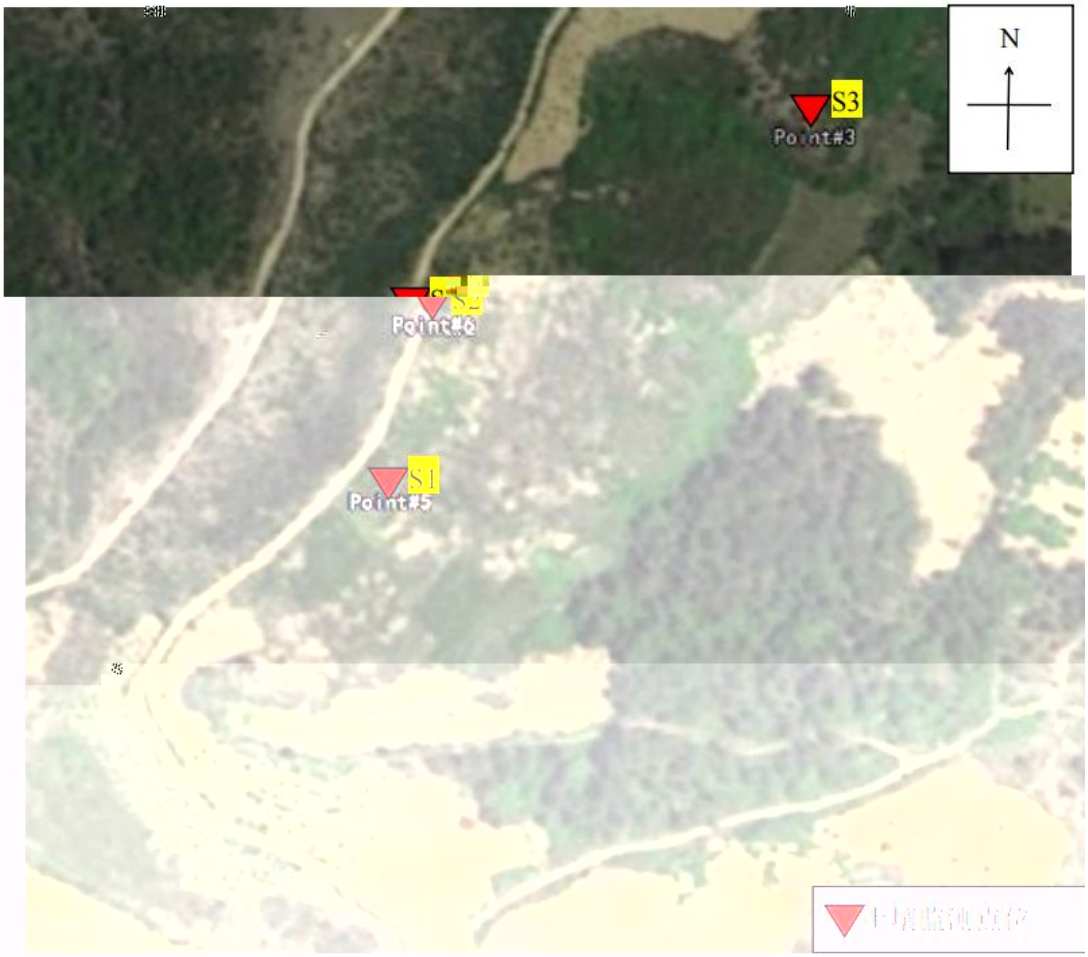
N
S3
Point#3
Point#6
S1
Point#5

$$\frac{Q_C}{C_m} = \frac{1}{A}(BL^C + 0.25$$

G78
JC05
JC03
JC02
JC06
JC01
填埋场库区

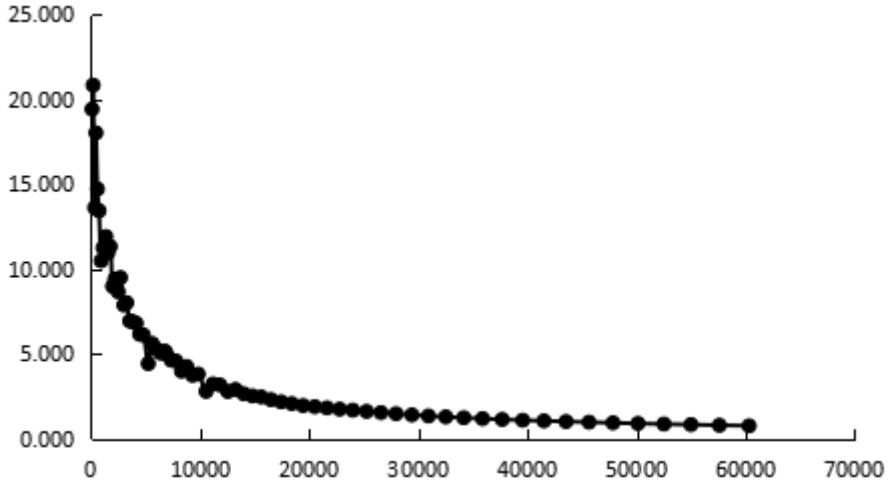
25.000
20.000
15.000
10.000
5.000
0.000
0
10000
20000
30000
40000
50000
60000
70000


4
3.5
3
2.5
2
1.5
1
0.5
0
s（m）

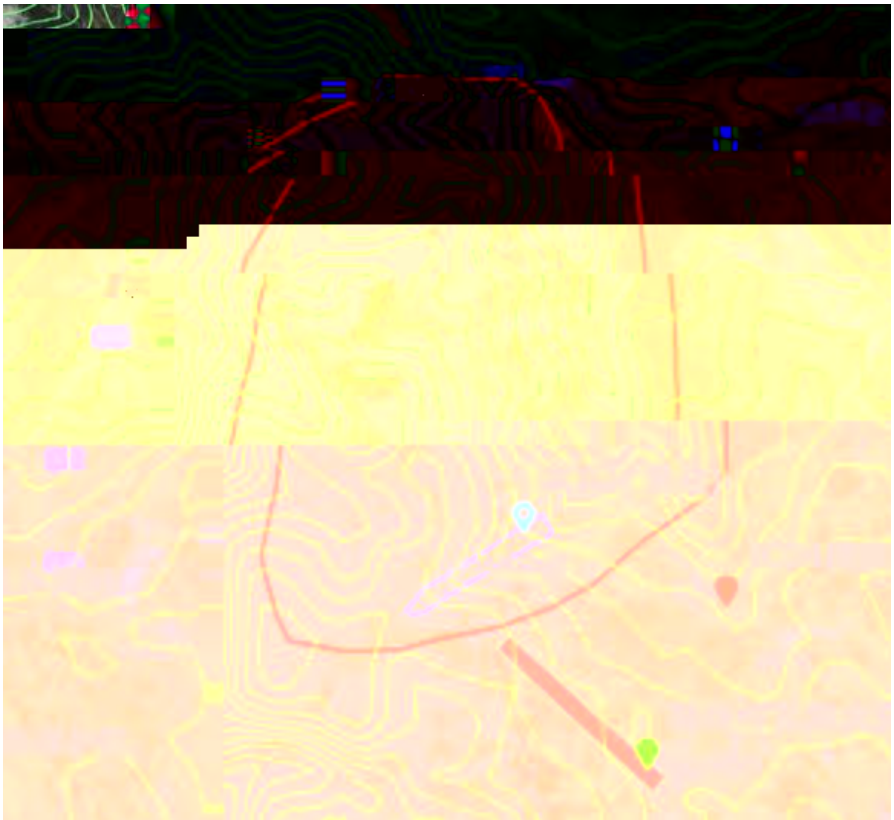

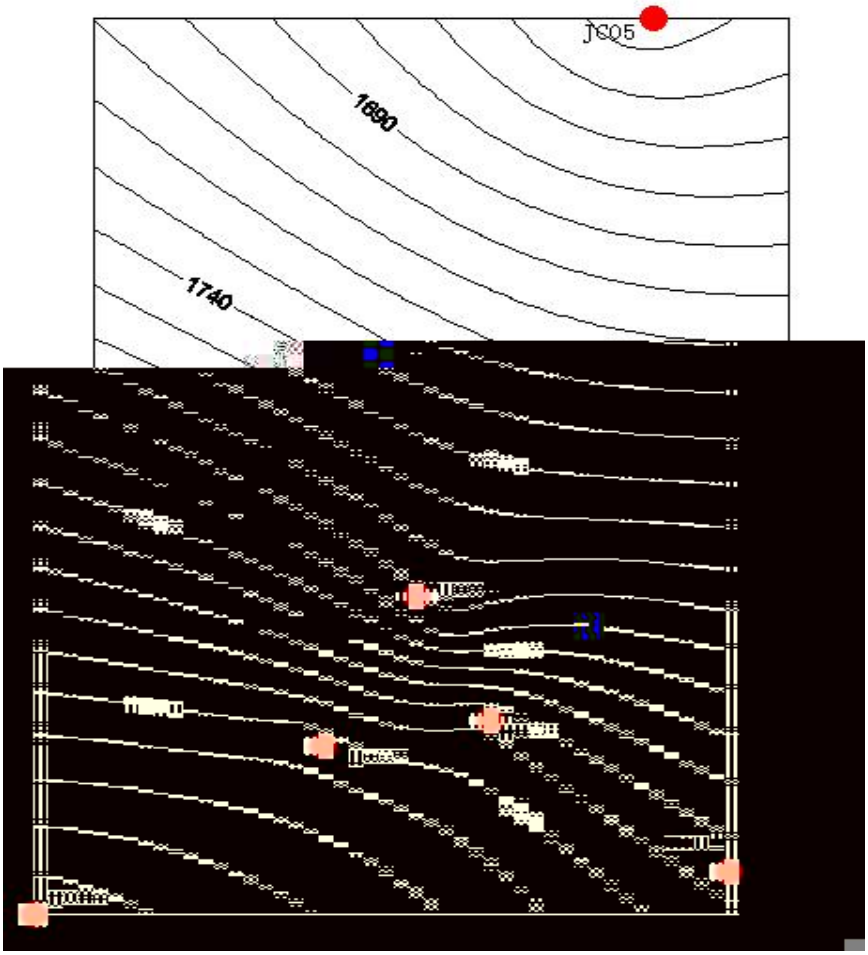
JC05
1690
1740

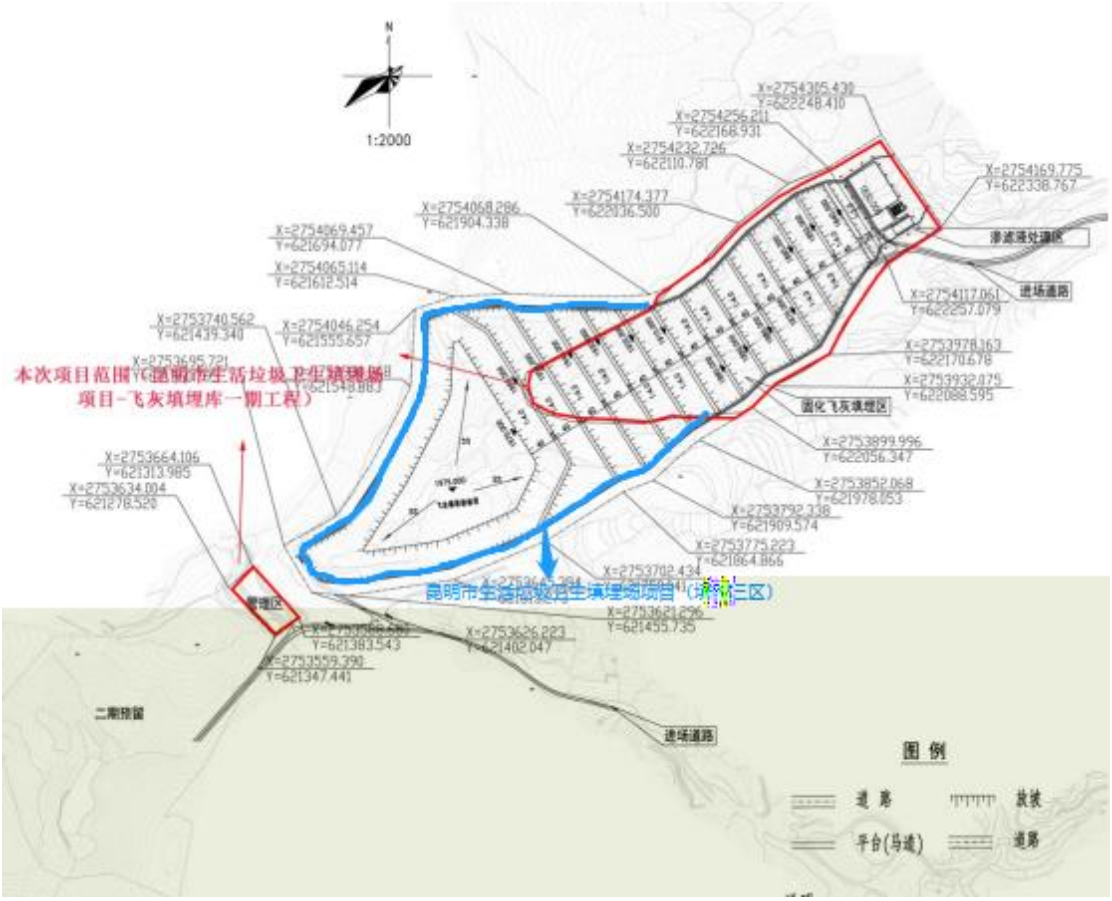
N
1:2000
X=2754305.430
Y=622248.410
X=2754256.211
Y=622168.931
X=2754232.726
Y=622110.781
X=2754169.775
Y=622338.767
X=2754174.377
Y=622036.500
X=2754068.286
Y=621904.338
X=2754069.457
Y=621694.077
X=2754065.114
Y=621612.514
渗滤液处理区
进场道路
X=2754117.061
Y=622257.079
X=2753740.562
Y=621439.340
X=2754046.254
Y=621555.657
X=2753978.163
Y=622170.678
X=2753932.075
Y=622088.595
固化飞灰填埋区
X=2753899.996
Y=622056.347
X=2753664.106
Y=621313.985
X=2753634.004
Y=621278.520
X=2753852.068
Y=621978.053
X=2753792.338
Y=621909.574
X=2753775.223
Y=621864.866
X=2753702.434
X=2753621.296
Y=621455.735
X=2753626.223
Y=621402.047
X=2753559.390
Y=621347.441
二期预留
进场道路
图 例
道 路
放坡
平台(马道)
道路

图 例
1860
1850

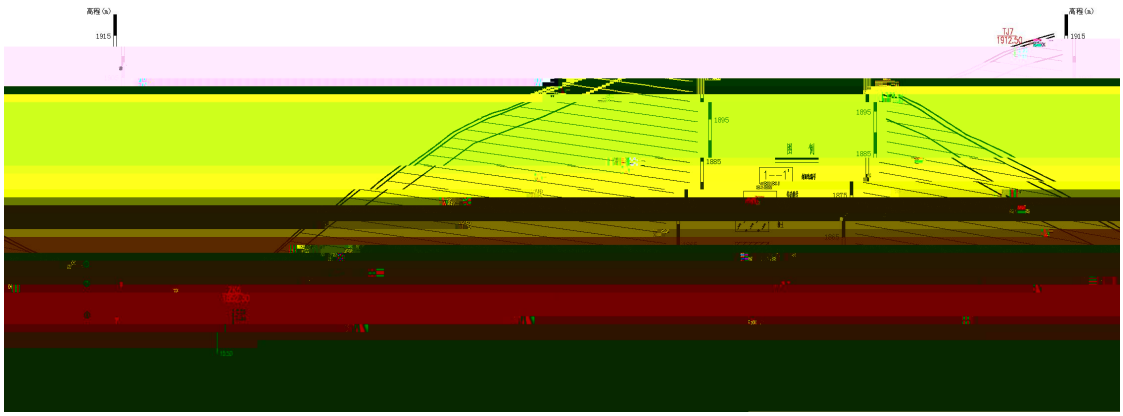
高程(m)
1915
高程(m)
1915
TJ7
1912.30
1895
1895
1895
1895
1—1'
1874
1874
1865
1850
1827.00

$$\frac{}{\sqrt{}} \quad \frac{}{} \quad (\ ) \quad \frac{}{}$$

$$\sqrt{\frac{}{} + \frac{}{}}$$

( )

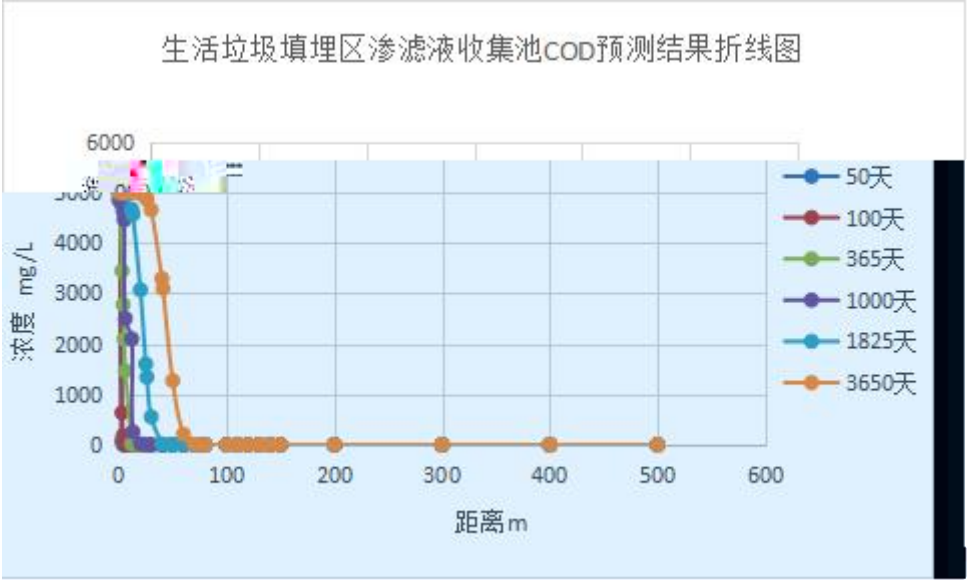
生活垃圾填埋区渗滤液收集池COD预测结果折线图
6000
4000
3000
2000
1000
0
浓度 mg/L
0
100
200
300
400
500
600
距离m
50天
100天
365天
1000天
1825天
3650天


生活垃圾填埋区渗滤液

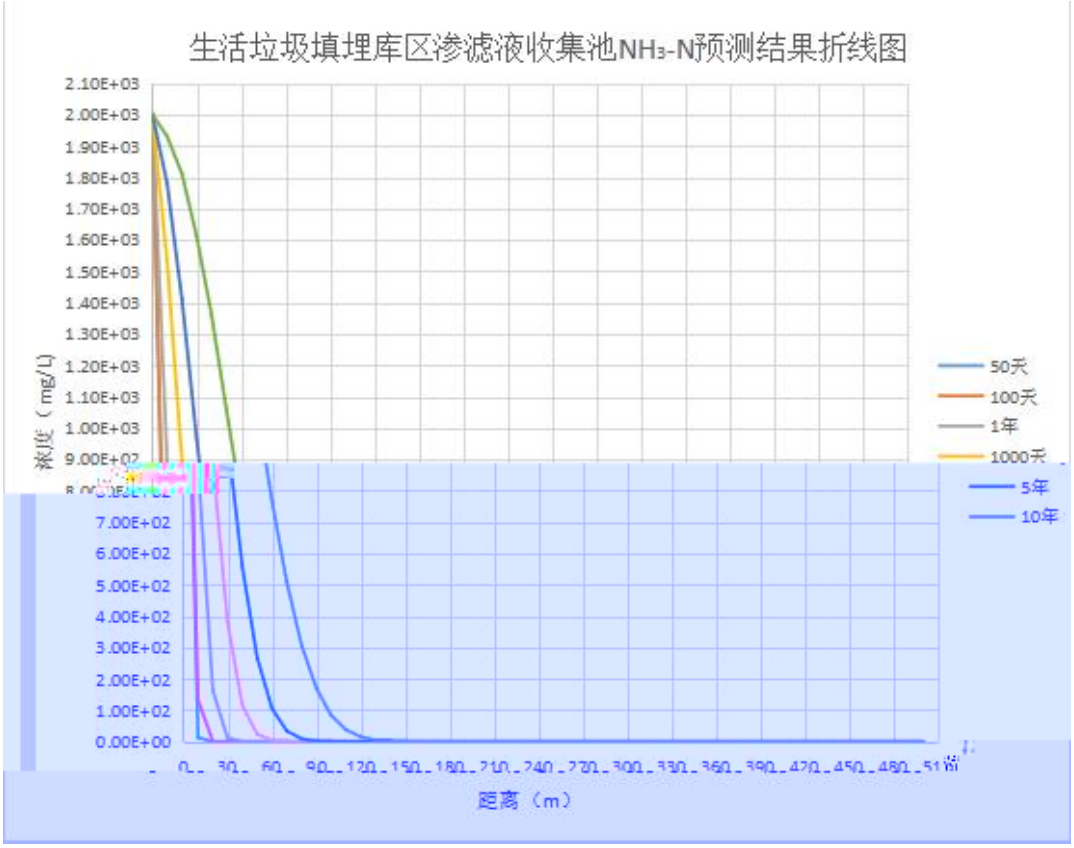
生活垃圾填埋库区渗滤液收集池NH3-N预测结果折线图
浓度（mg/L）
距离（m）
50天
100天
1年
1000天
5年
10年

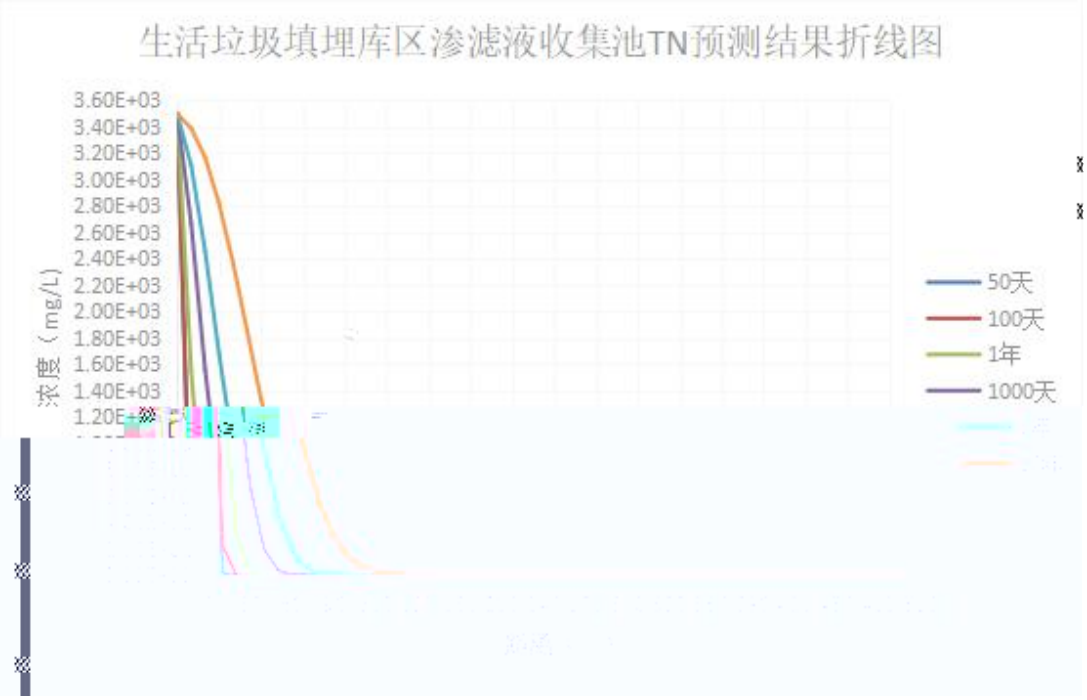
生活垃圾填埋库区渗滤液收集池TN预测结果折线图
3.60E+03
3.40E+03
3.20E+03
3.00E+03
2.80E+03
2.60E+03
2.40E+03
2.20E+03
2.00E+03
1.80E+03
1.60E+03
1.40E+03
浓度（mg/L）
50天
100天
1年
1000天

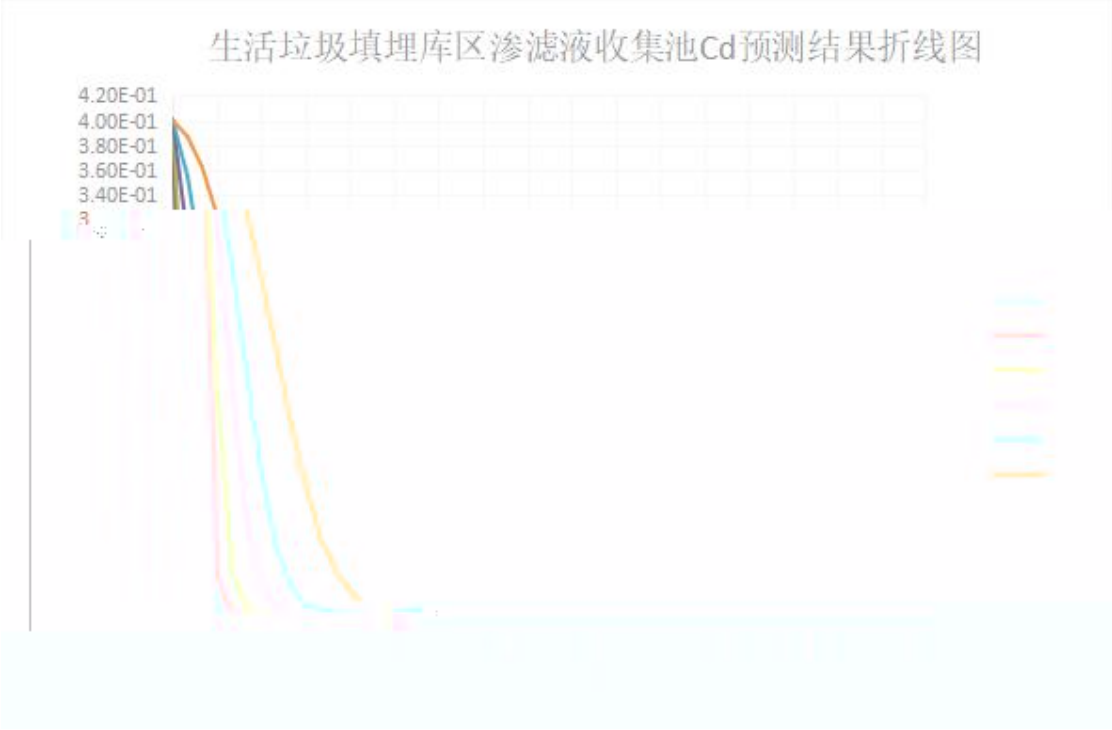
生活垃圾填埋库区渗滤液收集池Cd预测结果折线图
4.20E-01
4.00E-01
3.80E-01
3.60E-01
3.40E-01

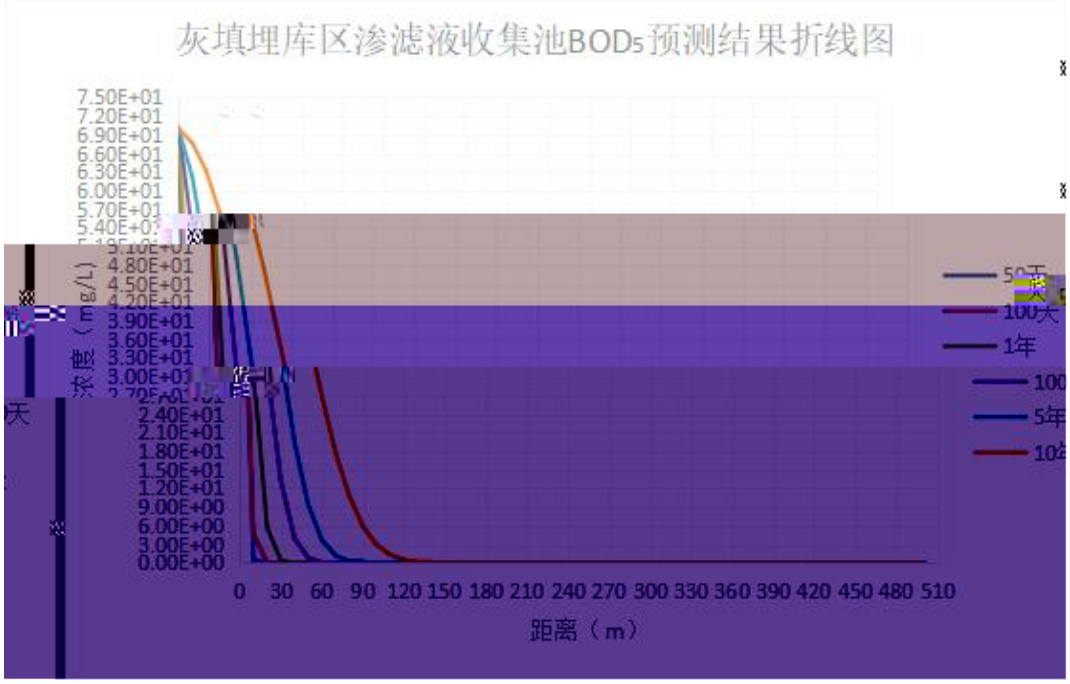
灰填埋库区渗滤液收集池BOD5预测结果折线图
7.50E+01
7.20E+01
6.90E+01
6.60E+01
6.30E+01
6.00E+01
5.70E+01
5.40E+01
5.10E+01
4.80E+01
4.50E+01
4.20E+01
3.90E+01
3.60E+01
3.30E+01
3.00E+01
2.70E+01
2.40E+01
2.10E+01
1.80E+01
1.50E+01
1.20E+01
9.00E+00
6.00E+00
3.00E+00
0.00E+00
浓度（mg/L）
0 30 60 90 120 150 180 210 240 270 300 330 360 390 420 450 480 510
距离（m）
100天
1年
5年

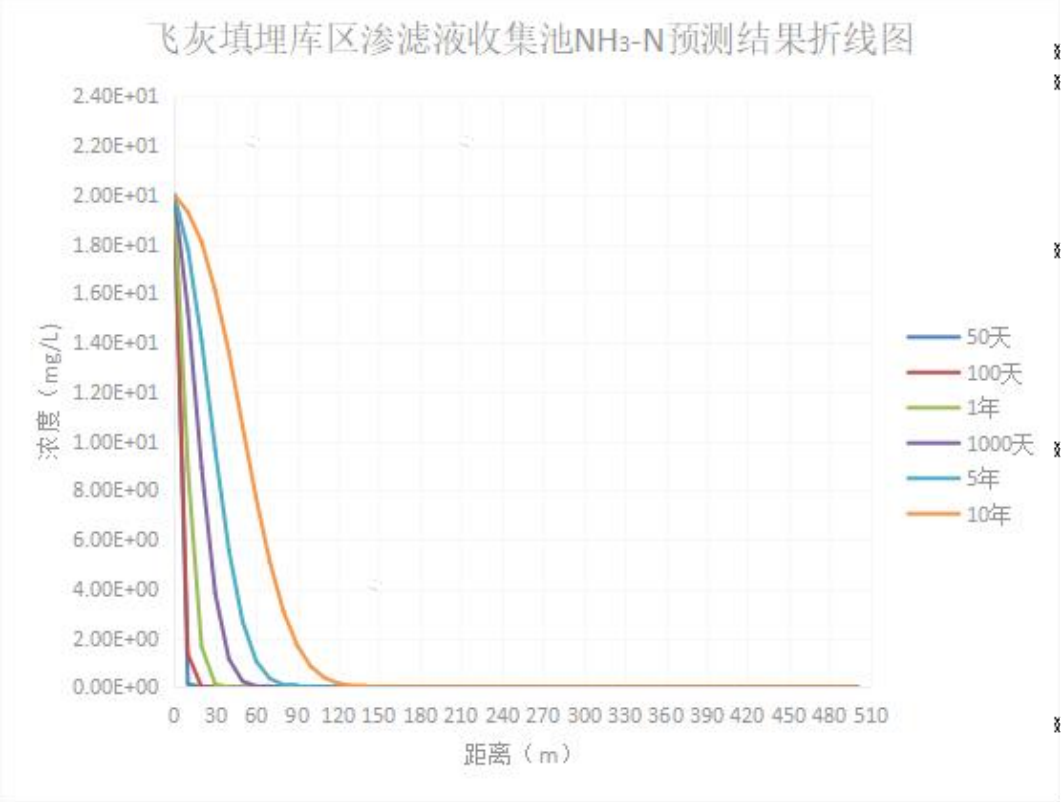
飞灰填埋库区渗滤液收集池NH3-N预测结果折线图
2.40E+01
2.20E+01
2.00E+01
1.80E+01
1.60E+01
1.40E+01
1.20E+01
1.00E+01
8.00E+00
6.00E+00
4.00E+00
2.00E+00
0.00E+00
浓度（mg/L）
0 30 60 90 120 150 180 210 240 270 300 330 360 390 420 450 480 510
距离（m）
50天
100天
1年
1000天
5年
10年

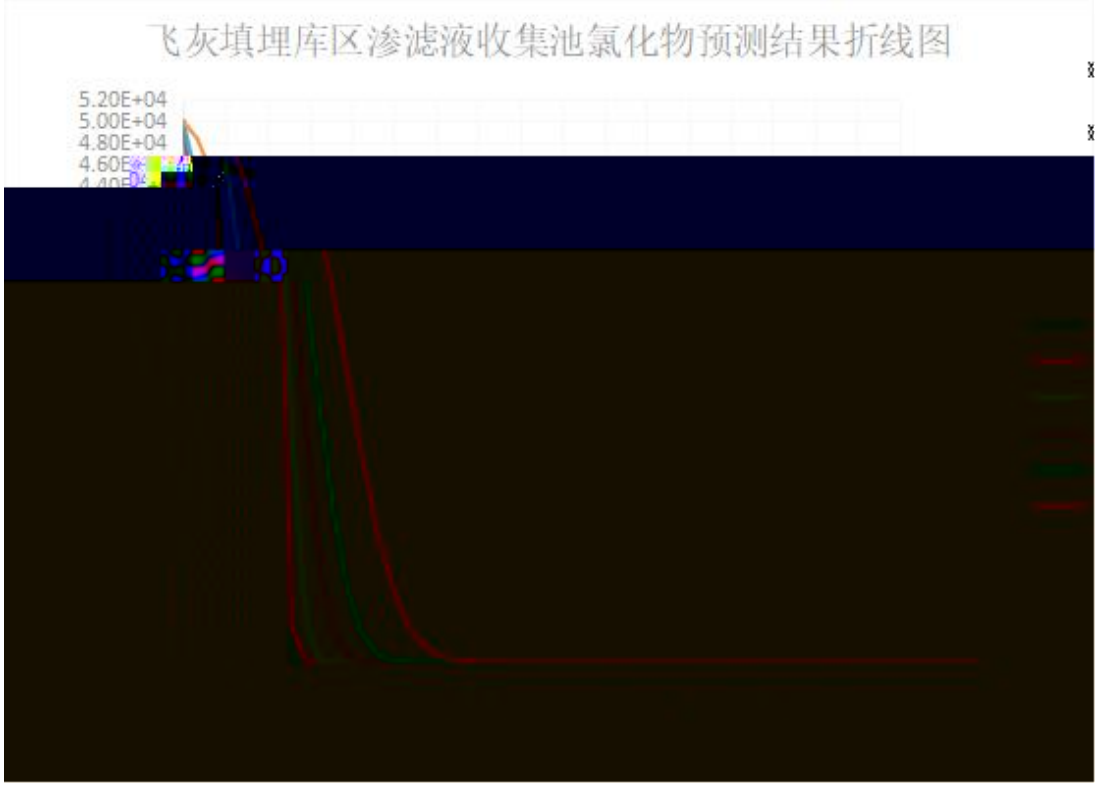
飞灰填埋库区渗滤液收集池氯化物预测结果折线图
5.20E+04
5.00E+04
4.80E+04
4.60E

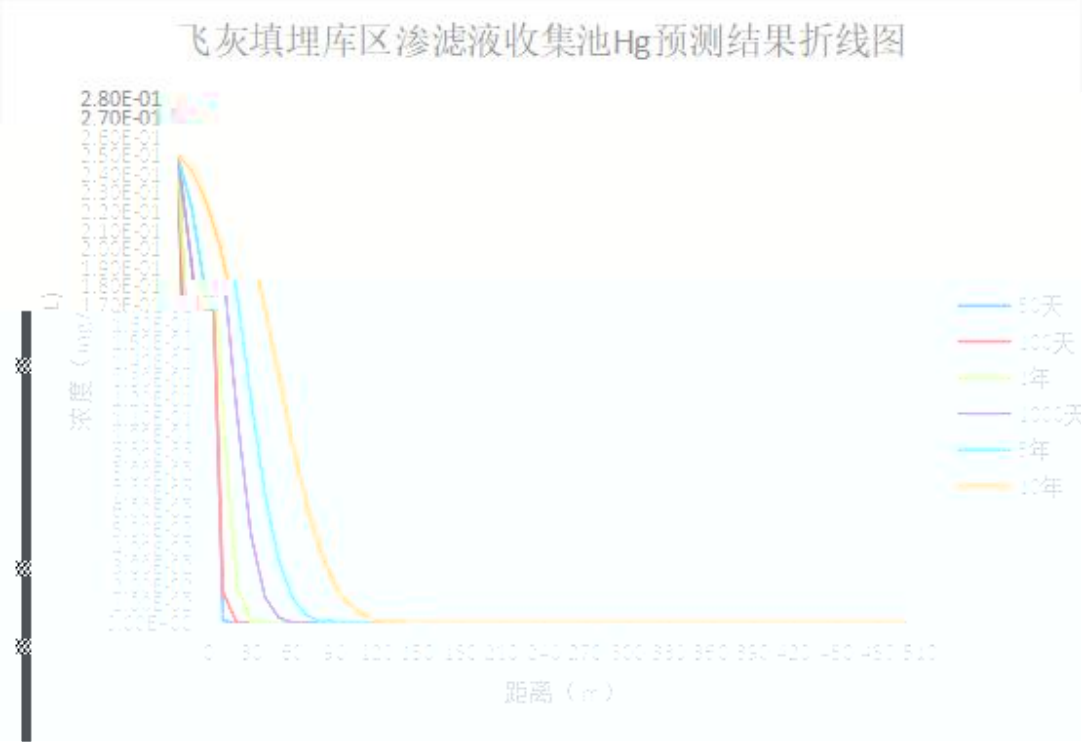
飞灰填埋库区渗滤液收集池Hg预测结果折线图
2.80E-01
2.70E-01
浓度（mg/L）
距离（m）
天
天
年
天
年
年


飞灰填埋库区渗滤液收集池As预测结果折线图
浓度（mg/L）
2.80E+00
2.70E+00
2.60E+00
2.50E+00
2.40E+00
2.30E+00
2.20E+00
2.10E+00
2.00E+00
1.90E+00
1.80E+00
1.70E+00
1.60E+00
1.50E+00
1.40E+00
1.30E+00
1.20E+00
1.10E+00
1.00E+00
9.00E-01
8.00E-01
50天
100天
1年
1000天

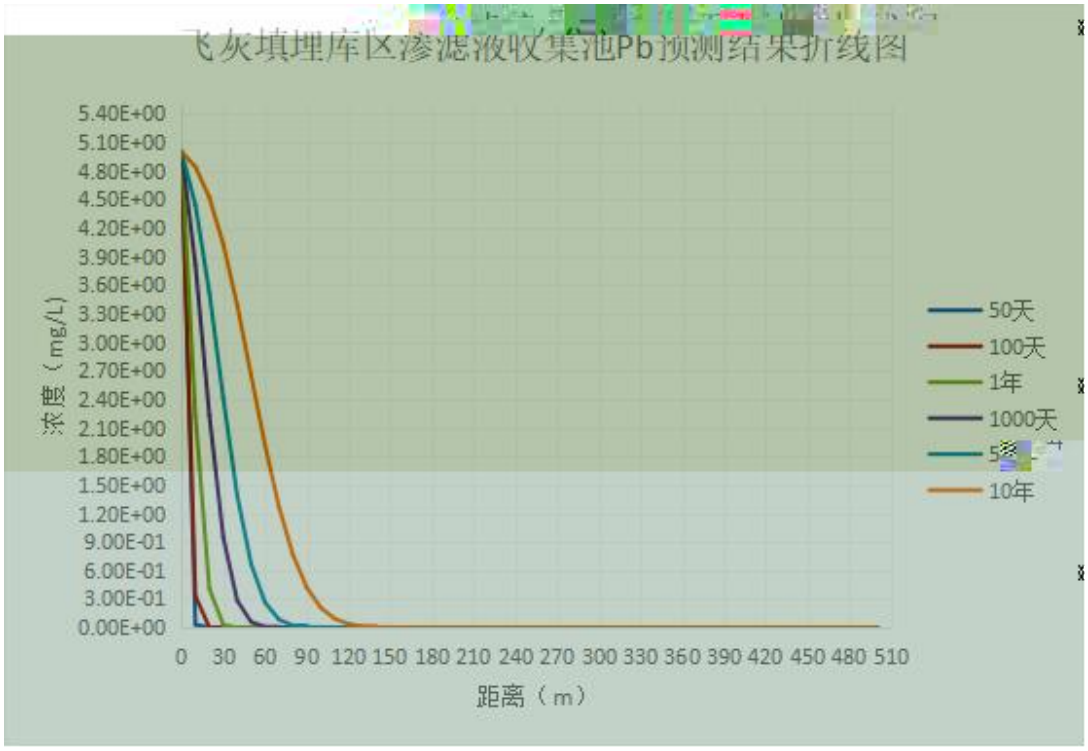
飞灰填埋库区渗滤液收集池Pb预测结果折线图
5.40E+00
5.10E+00
4.80E+00
4.50E+00
4.20E+00
3.90E+00
3.60E+00
3.30E+00
3.00E+00
2.70E+00
2.40E+00
2.10E+00
1.80E+00
1.50E+00
1.20E+00
9.00E-01
6.00E-01
3.00E-01
0.00E+00
浓度（mg/L）
0 30 60 90 120 150 180 210 240 270 300 330 360 390 420 450 480 510
距离（m）
50天
100天
1年
1000天
10年



			✓	
			✓	

$$\frac{\partial(\theta c)}{\partial t} = \frac{\partial}{\partial z}\left(\theta D_z \frac{\partial c}{\partial z}\right) - \frac{\partial}{\partial z}(qc)$$

$$c(z,t) = 0 \qquad t = 0,\ L \leqslant z < 0$$

$$c(z,t) = c_0 \qquad t > 0,\ z = 0$$

$$-\vartheta D\frac{\partial c}{\partial z} = 0 \qquad t > 0,\ z = L$$

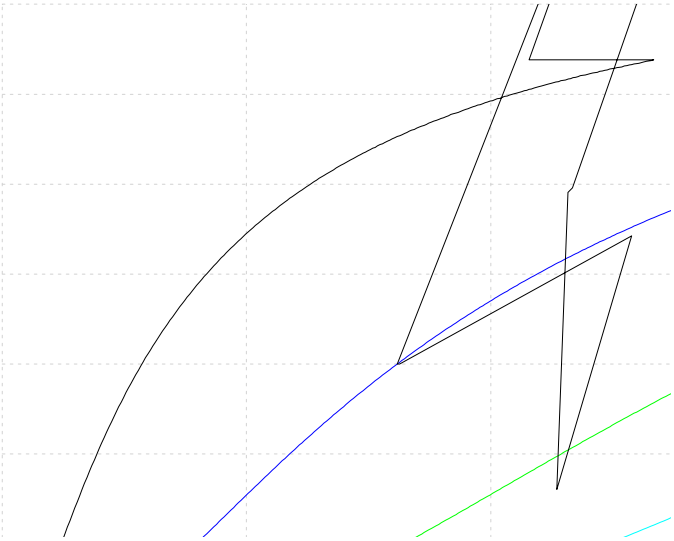

$$Q = \frac{q_1}{Q_1} + \frac{q_2}{Q_2} + \cdots \frac{q_n}{Q_{ti}} \qquad \text{(C.1)}$$

È

CX

$$G_{二氧化硫} = 2BS$$

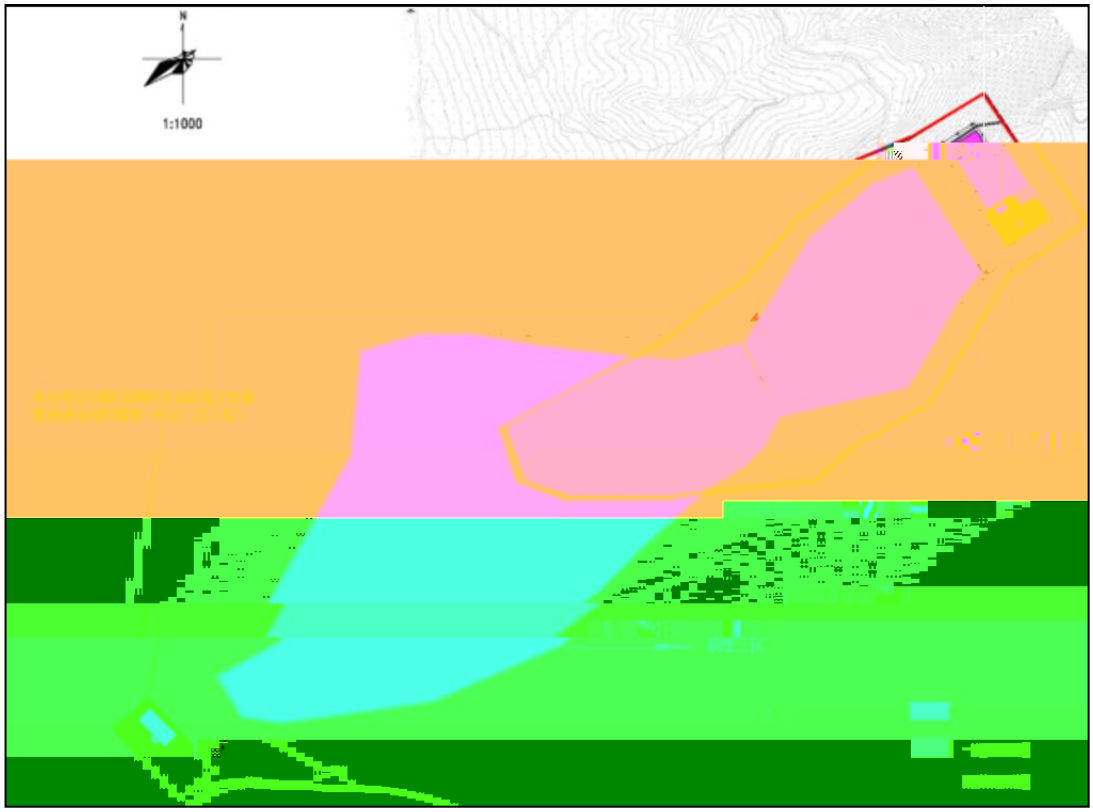
N
1:1000

Ä

	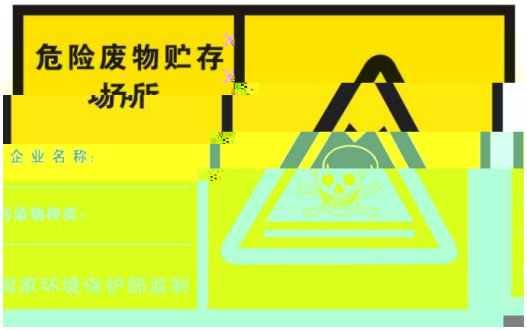 危险废物贮存场所 企业名称： 污染物种类： 国家环境保护部监制